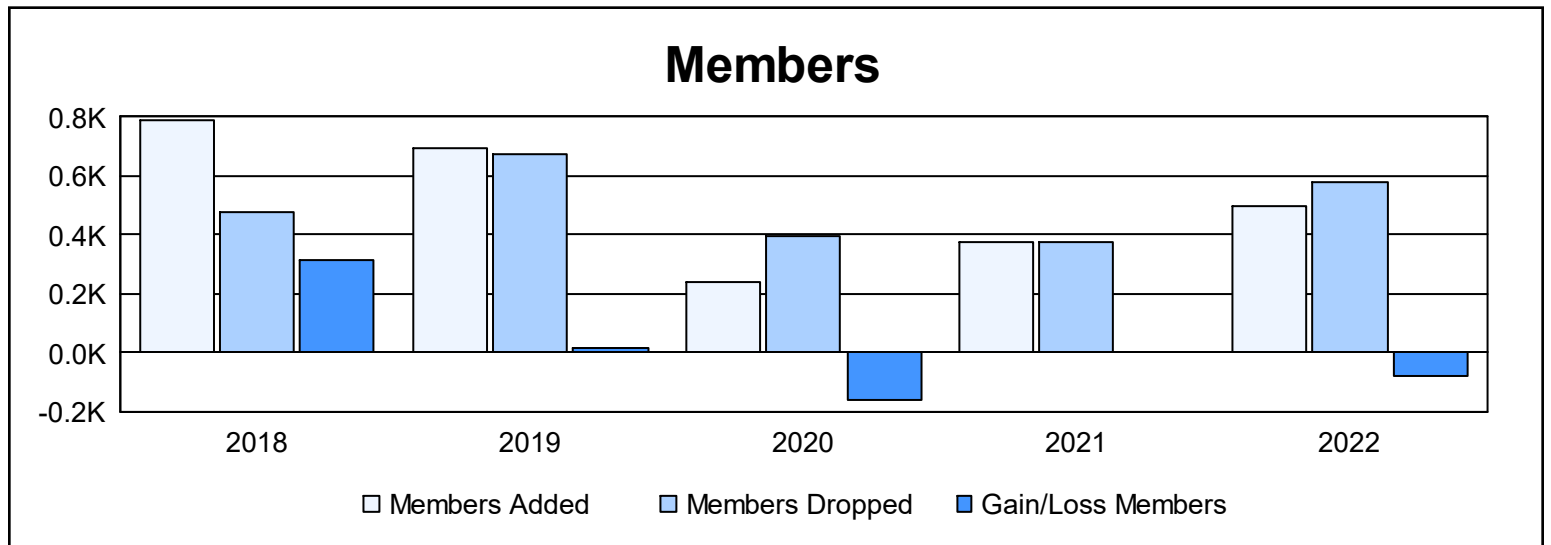
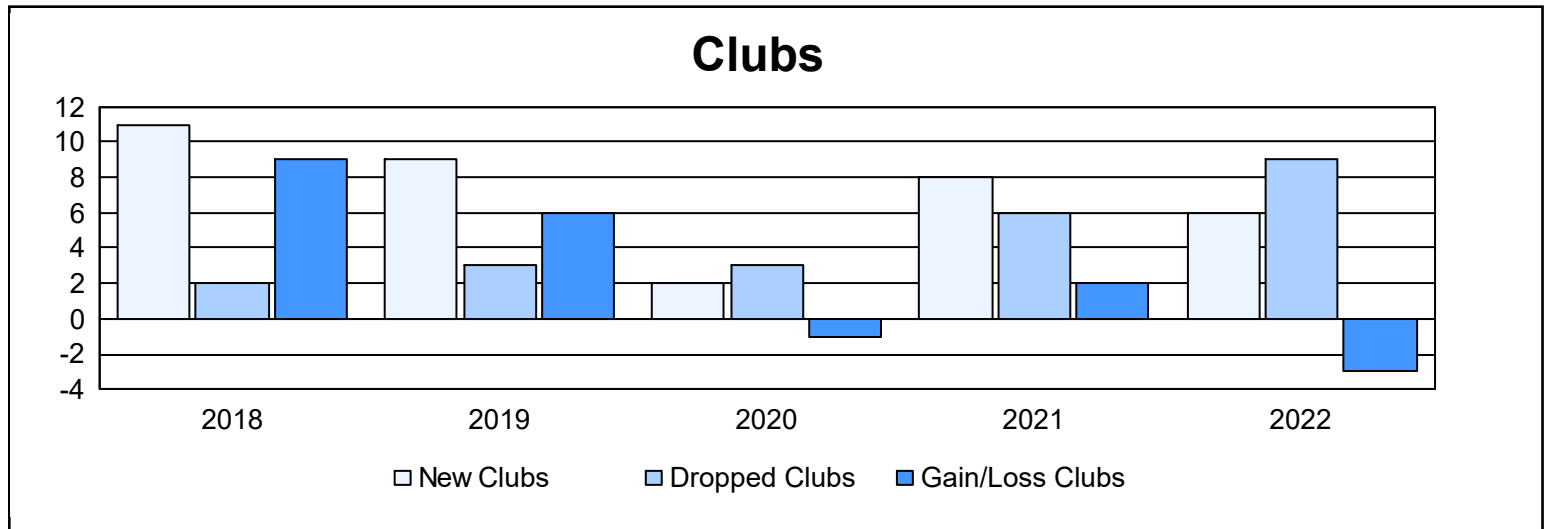
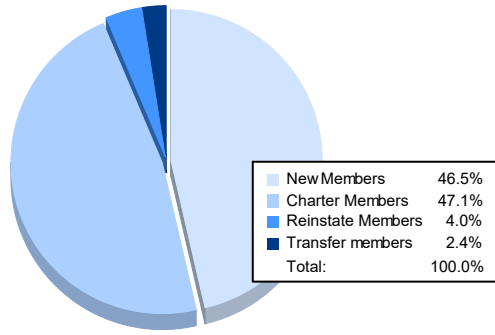


Year	New Clubs	Dropped Clubs	Gain/ Loss Clubs	New Members	Charter Members	Reinstate Members	Transfer Members	Total Member Added	Total Members Dropped	Gain/ Loss Members
2017-2018	11	2	9	335	396	20	37	788	474	314
2018-2019	9	3	6	269	335	57	31	692	674	18
2019-2020	2	3	-1	131	77	18	14	240	399	-159
2020-2021	8	6	2	132	225	12	8	377	376	1
2021-2022	6	9	-3	233	236	20	12	501	582	-81
<b>Average</b>	<b>7</b>	<b>5</b>	<b>3</b>	<b>220</b>	<b>254</b>	<b>25</b>	<b>20</b>	<b>520</b>	<b>501</b>	<b>19</b>



### Membership Composition June 2022 Cumulative



### Gender Composition June 2022 Cumulative

